




























Résultats Programme 6 - individuel

Rang	Nom	Ann.	Société	Association							Total	
1	Samir SERHANI	 1999	TV Hegi/RLZ ZH	ZTV	5.813.100 9	4.713.300 2	5.014.150 1	4.813.700 6	4.713.850 1	5.213.650 3	30.2 81.750	O
2	Moreno KRATTER	 1998	TV Rüti/RLZ ZH	ZTV	5.113.950 2	4.612.800 5	4.713.550 4	4.413.300 9	4.813.700 2	5.713.850 2	29.3 81.150	A
3	Marco PFYL	 1997	STV Pfäffikon-Freienbach/RLZ ZH	KSTV	5.813.700 3	5.013.400 1	5.012.800 7	5.214.067 3	5.112.850 7	5.213.900 1	31.3 80.717	B
4	Silas KIPFER	 1999	TV Ziefen/NKL	NKL	5.814.700 1	4.211.300 14	4.913.750 2	5.214.200 2	4.711.500 16	5.313.500 4	30.1 78.950	*
5	Andreas GRIBI	 1998	TSV Rohrdorf/VZ Magglingen	ATV	4.713.150 8	4.613.300 2	4.913.600 3	4.413.167 11	4.510.750 19	4.613.050 5	27.7 77.017	*
6	Samuel JÄRMANN	 1999	TSV Rohrdorf	ATV	5.013.700 3	4.012.300 10	4.512.400 10	4.814.000 4	4.412.350 11	4.312.150 9	27.0 76.900	*
7	Tobias STÖCKLI	 1998	TV Aeschi	KVK SO	5.112.600 12	5.012.400 8	4.712.400 10	4.412.700 13	5.012.750 8	4.713.050 5	28.9 75.900	*
8	Sandro BRÄNDLE	 1997	KTZ Fürstenland	SGTV	5.112.150 16	3.111.800 12	3.511.450 15	5.214.333 1	3.512.950 6	2.811.600 11	23.2 74.283	*
9	Kristijan GOJKOVIC	 1999	STV Lenzburg	ATV	4.812.600 12	4.511.800 12	4.312.700 8	3.612.533 14	4.513.100 5	5.611.100 13	27.3 73.833	
10	Martino MOROSI	 1999	Unione Sportiva Ascona/CC TI	ACTG	5.012.300 15	4.612.150 11	3.811.300 16	4.413.100 12	4.611.600 15	4.212.400 8	26.6 72.850	
11	Nico NEESER	 1999	STV Schlossrued	ATV	4.512.450 14	5.612.350 9	3.511.500 14	3.612.000 17	4.612.600 9	3.5 9.900 16	25.3 70.800	
12	Franck GEISER	 1999	Gym Serrières/CCE NE	ACNGA	3.612.650 11	3.010.750 15	1.910.700 17	3.612.233 15	3.212.250 12	2.410.750 14	17.7 69.333	
13	Fabian HERZOG	 1999	BTV Luzern/RLZ LU	KV LU-OW-NW	5.113.300 6	3.7 8.100 19	4.6 9.450 18	4.413.300 9	4.012.600 9	4.312.000 10	26.1 68.750	
14	Jonathan HAENNI	 1998	Gym Serrières/CCE NE	ACNGA	3.711.750 17	3.210.600 16	4.311.750 12	3.611.567 18	3.012.250 12	3.110.650 15	20.9 68.567	
15	Sirius KOUSADIANOS	 1999	TV Länggasse Bern/KTZ BE	KKB	4.110.450 18	3.310.050 18	4.311.650 13	3.612.133 16	4.311.400 17	2.2 8.950 18	21.8 64.633	
16	Noe SEIFERT	 1998	SATUS ORO/VZ Magglingen	ATV		4.713.100 4	4.613.400 5		5.413.650 3	4.111.400 12	18.8 51.550	
17	Fabian BISCHOFBERGER	 1998	Turnfabrik/RLZO	TGTV		4.112.450 7	5.013.200 6		5.011.250 18	4.512.650 7	18.6 49.550	
18	Donovan FREI	 1997	EGAG/CRP GE	AGG	5.013.500 5	3.910.350 17		4.413.400 8	4.211.800 14		17.5 49.050	
19	Jonas MUNSCH	 1997	TV Ziefen/VZ Magglingen	NKL		4.612.500 6	4.012.550 9		5.013.200 4	4.4 9.200 17	18.0 47.450	
20	Marc ENGELI	 1999	Turnfabrik/RLZO	TGTV	5.113.300 6			4.813.900 5			9.9 27.200	
21	Kai RANDEGGER	 1997	TV Wädenswil/RLZ ZH	ZTV	5.512.850 10			4.413.533 7			9.9 26.383	

Résultats Finales aux engins P6 - Sol



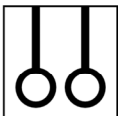
Rang	Nom	Ann.	Société	Association	Note D	Note E	Pénalty	Note finale	
1	Silas KIPFER	1999	TV Ziefen/NKL	NKL	5.8	8.433		14.233	O
2	Moreno KRATTER	1998	TV Rütli/RLZ ZH	ZTV	5.0	8.367		13.367	A
3	Samuel JÄRMANN	1999	TSV Rohrdorf	ATV	5.0	8.133		13.133	B
4	Fabian HERZOG	1999	BTV Luzern/RLZ LU	KV LU-OW-NW	5.1	7.800		12.900	*
5	Marco PFYL	1997	STV Pfäffikon-Freienbach/RLZ ZH	KSTV	5.3	7.567		12.867	*
6	Donovan FREI	1997	EGAG/CRP GE	AGG	5.0	7.967	0.4	12.567	*
7	Marc ENGELI	1999	Turnfabrik/RLZO	TGTV	5.4	6.733		12.133	*

Résultats Finales aux engins P6 - Cheval d'arçons



Rang	Nom	Ann.	Société	Association	Note D	Note E	Pénalty	Note finale	
1	Marco PFYL	1997	STV Pfäffikon-Freienbach/RLZ ZH	KSTV	5.0	8.400		13.400	O
2	Noe SEIFERT	1998	SATUS ORO/VZ Magglingen	ATV	4.7	8.067		12.767	A
3	Jonas MUNSCH	1997	TV Ziefen/VZ Magglingen	NKL	4.7	7.300		12.000	B
4	Moreno KRATTER	1998	TV Rütli/RLZ ZH	ZTV	4.6	7.333		11.933	*
5	Andreas GRIBI	1998	TSV Rohrdorf/VZ Magglingen	ATV	4.2	7.567		11.767	*
6	Samir SERHANI	1999	TV Hegi/RLZ ZH	ZTV	4.0	7.500		11.500	*

Résultats Finales aux engins P6 - Anneaux



Rang	Nom	Ann.	Société	Association	Note D	Note E	Pénalty	Note finale	
1	Samir SERHANI	1999	TV Hegi/RLZ ZH	ZTV	5.0	9.000		14.000	O
2	Andreas GRIBI	1998	TSV Rohrdorf/VZ Magglingen	ATV	4.9	8.833		13.733	A
3	Silas KIPFER	1999	TV Ziefen/NKL	NKL	4.9	8.800		13.700	B
4	Moreno KRATTER	1998	TV Rütli/RLZ ZH	ZTV	4.7	8.867		13.567	*
5	Noe SEIFERT	1998	SATUS ORO/VZ Magglingen	ATV	4.6	8.867		13.467	*
6	Fabian BISCHOFBERGER	1998	Turnfabrik/RLZO	TGTV	4.7	8.533		13.233	*

Résultats Finales aux engins P6 - Saut



Rang	Nom	Ann.	Société	Association	Note D	Note E	Pénalty	Einzelwertung	Note finale	
1	Marco PFYL	1997	STV Pfäffikon-Freienbach/RLZ ZH	KSTV	5.2 4.8	8.767 9.467		13.967 14.267	14.117	O
2	Sandro BRÄNDLE	1997	KTZ Fürstenland	SGTV	5.2 5.2	8.933 9.133	0.3	14.133 14.033	14.083	A
3	Samuel JÄRMANN	1999	TSV Rohrdorf	ATV	4.8 4.4	9.267 9.033	0.1	13.967 13.433	13.700	B
4	Marc ENGELI	1999	Turnfabrik/RLZO	TGTV	4.8 4.4	9.200 8.333		14.000 12.733	13.367	*
5	Donovan FREI	1997	EGAG/CRP GE	AGG	4.4 3.6	9.400 9.167		13.800 12.767	13.283	*
6	Kai RANDEGGER	1997	TV Wädenswil/RLZ ZH	ZTV	4.4 3.6	9.300 9.067		13.700 12.667	13.183	*

Résultats Finales aux engins P6 - Barres parallèles









Rang	Nom	Ann.	Société	Association	Note D	Note E	Pénalty	Note finale	
1	Jonas MUNSCH	1997	TV Ziefen/VZ Magglingen	NKL	5.0	8.500		13.500	O
2	Moreno KRATTER	1998	TV Rüti/RLZ ZH	ZTV	4.8	8.500		13.300	A
3	Samir SERHANI	1999	TV Hegi/RLZ ZH	ZTV	4.7	8.567		13.267	B
4	Kristijan GOJKOVIC	1999	STV Lenzburg	ATV	4.8	8.200		13.000	*
5	Sandro BRÄNDLE	1997	KTZ Fürstenland	SGTV	3.5	9.367		12.867	*
6	Noe SEIFERT	1998	SATUS ORO/VZ Magglingen	ATV	5.0	7.733		12.733	*

Résultats Finales aux engins P6 - Barre fixe




Rang	Nom	Ann.	Société	Association	Note D	Note E	Pénalty	Note finale	
1	Marco PFYL	1997	STV Pfäffikon-Freienbach/RLZ ZH	KSTV	5.2	8.700		13.900	O
2	Samir SERHANI	1999	TV Hegi/RLZ ZH	ZTV	5.2	8.700		13.900	A
3	Silas KIPFER	1999	TV Ziefen/NKL	NKL	5.3	8.333		13.633	B
4	Moreno KRATTER	1998	TV Rüti/RLZ ZH	ZTV	5.8	7.133		12.933	*
5	Tobias STÖCKLI	1998	TV Aeschi	KVK SO	4.7	7.833		12.533	*
6	Andreas GRIBI	1998	TSV Rohrdorf/VZ Magglingen	ATV	4.6	7.367		11.967	*

Résultats Programme 5 - individuel

Rang	Nom	Ann.	Société	Association							Total										
1	Tim RANDEGGER	2000	TV Wädenswil/RLZ ZH	ZTV	7.315.600	3	8.416.100	1	6.915.200	2	5.414.067	1	6.011.650	18	5.513.500	3	39.5	86.117	O		
2	Théo EZAHR	2000	EGAG/CRP GE	AGG	6.614.300	6	7.614.850	2	7.014.550	4	3.011.533	17	6.214.400	2	5.713.950	1	36.1	83.583	A		
3	Erich ARTSRUNI	2000	BTV Bern/KTZ BE	KKB	7.314.650	5	3.810.650	9	7.615.900	1	3.612.167	6	5.113.900	6	4.513.250	4	31.9	80.517	B		
4	Nando PALLECCHI	2000	STV St.Margrethen/RLZO	SGTV	7.214.300	6	5.713.100	4	5.914.250	5	3.010.500	23	3.912.600	10	6.413.950	1	32.1	78.700	*		
5	Dominik TAMSEL	2000	TV Wädenswil/RLZ LU	KV LU-OW-NW	5.913.350	12	8.313.800	3	7.113.300	10	3.011.700	15	6.013.500	7	6.112.450	7	36.4	78.100	*		
6	Lamine DELORME	2001	EGAG/CRP GE	AGG	5.013.700	9	6.412.200	5	7.113.400	9	3.011.333	20	7.014.300	4	4.612.700	6	33.1	77.633	*		
7	Davide MAZZOLA	1999	Gym Serrières/CCE NE	ACNGA	5.012.950	14	6.412.150	6	8.114.900	3	3.611.967	9	4.512.000	16	5.313.200	5	32.9	77.167	*		
8	Jasha HALBENLEIB	2001	KV Solothurn	KVK SO	6.713.600	10	5.111.000	8	4.912.550	12	3.011.767	14	5.013.350	8	3.111.350	9	27.8	73.617	*		
9	Till HABISREUTINGER	2000	STV Frauenfeld/Turnfabrik	TGTV	8.315.850	2	4.911.050	7	3.310.500	19	3.612.033	7	4.112.550	11	2.911.000	12	27.1	72.983			
10	Joey PERDRIZAT	2000	Gym Serrières/CCE NE	ACNGA	4.413.100	13	3.4	9.600	13	5.613.250	11	3.011.567	16	5.514.100	5	3.310.250	15	25.2	71.867		
11	Fabio STRAUSS	1999	TV Siblingen/KTZ SH	SHTV	6.612.850	15	3.9	8.800	16	7.014.150	7	3.612.000	8	4.012.650	9	3.410.450	14	28.5	70.900		
12	Noah BITTERLI	2001	TV Oberbuchsitzen	KVK SO	4.610.600	21	4.310.450	10	4.511.800	16	2.811.533	17	6.014.350	3	3.411.250	10	25.6	69.983			
13	Lukas SIGG	2001	TV Henggart/RLZ ZH	ZTV	7.112.550	16	4.410.400	11	3.712.200	14	3.612.500	4	3.512.050	15	2.1	9.800	17	24.4	69.500		
14	David GACON	1999	Yverdon AG	ACVG	4.111.900	19	2.8	9.350	14	3.910.800	17	3.612.333	5	2.911.450	19	2.8	9.900	16	20.1	65.733	
15	Théo KENKLIES	2000	Montreux	ACVG	4.711.600	20	3.0	8.650	17	3.711.850	15	3.611.833	12	3.810.800	22	2.1	9.200	19	20.9	63.933	
16	Joel SKROTZKI	2001	TV Selzach	KVK SO	5.111.950	18	3.1	7.250	18	2.210.550	18	2.811.333	20	4.511.450	19	2.5	8.000	20	20.2	60.533	
17	Niels FLUDER	2001	STV Wil/RLZO	SGTV	7.914.800	4			3.7	5.850	20	5.413.467	2	3.912.550	11	2.411.200	11	23.3	57.867		
18	Philibert HUTTER	1999	FSG Lancy	AGG	3.912.350	17			5.512.450	13	2.811.800	13	2.311.050	21	1.8	9.600	18	16.3	57.250		
19	Colin BOSSHARD	2001	SFG Lugano/CC TI	ACTG			4.8	9.000	15	5.813.700	8		3.512.550	11	2.410.950	13	16.5	46.200			
20	Ian RAUBAL	2001	TV Opfikon-Glattbrugg/RLZ ZH	ZTV					6.614.200	6			5.714.600	1	6.011.550	8	18.3	40.350			
21	Joe MATHIS	2000	TV Stäfa/RLZ ZH	ZTV	8.516.500	1	3.510.050	12			3.611.500	19					15.6	38.050			
22	Luca SCHEIWILER	2000	TZ Rheintal/RLZO	SGTV	6.513.550	11					3.011.933	11	5.211.750	17			14.7	37.233			
23	Andrin FREY	2000	TV Steffisburg/KTZ BE	KKB							5.212.967	3	4.412.200	14			9.6	25.167			
24	Jonas DÜNNENBERGER	2000	Turnfabrik/RLZO	TGTV	7.413.800	8					3.011.300	22					10.4	25.100			
25	François GOMEZ	2000	EGAG/CRP GE	AGG							3.611.967	9					3.6	11.967			

Résultats Finales aux engins P5 - Sol



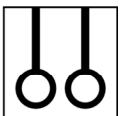
Rang	Nom	Ann.	Société	Association	Note D	Note E	Pénalty	Note finale	
1	Till HABISREUTINGER	2000	STV Frauenfeld/Turnfabrik	TGTV	8.4	8.300		16.700	O
2	Joe MATHIS	2000	TV Stäfa/RLZ ZH	ZTV	8.5	7.833		16.333	A
3	Niels FLUDER	2001	STV Wil/RLZO	SGTV	7.9	8.033	0.1	15.833	B
4	Tim RANDEGGER	2000	TV Wädenswil/RLZ ZH	ZTV	7.3	8.133		15.433	*
5	Théo EZAHR	2000	EGAG/CRP GE	AGG	6.6	7.967		14.567	*
6	Erich ARTSRUNI	2000	BTV Bern/KTZ BE	KKB	7.3	7.033		14.333	*

Résultats Finales aux engins P5 - Cheval d'arçons



Rang	Nom	Ann.	Société	Association	Note D	Note E	Pénalty	Note finale	
1	Tim RANDEGGER	2000	TV Wädenswil/RLZ ZH	ZTV	8.1	7.500		15.600	O
2	Théo EZAHR	2000	EGAG/CRP GE	AGG	7.4	8.167		15.567	A
3	Dominik TAMSEL	2000	TV Wädenswil/RLZ LU	KV LU-OW-NW	6.5	7.133		13.633	B
4	Lamine DELORME	2001	EGAG/CRP GE	AGG	6.4	6.733		13.133	*
5	Nando PALLECCHI	2000	STV St.Margrethen/RLZO	SGTV	5.1	7.533		12.633	*
6	Davide MAZZOLA	1999	Gym Serrières/CCE NE	ACNGA	4.9	5.333		10.233	*

Résultats Finales aux engins P5 - Anneaux



Rang	Nom	Ann.	Société	Association	Note D	Note E	Pénalty	Note finale	
1	Tim RANDEGGER	2000	TV Wädenswil/RLZ ZH	ZTV	6.9	8.367		15.267	O
2	Erich ARTSRUNI	2000	BTV Bern/KTZ BE	KKB	7.2	7.867		15.067	A
3	Davide MAZZOLA	1999	Gym Serrières/CCE NE	ACNGA	8.1	6.800		14.900	B
4	Théo EZAHR	2000	EGAG/CRP GE	AGG	7.0	7.367		14.367	*
5	Nando PALLECCHI	2000	STV St.Margrethen/RLZO	SGTV	6.9	6.767		13.667	*
6	Ian RAUBAL	2001	TV Opfikon-Glattbrugg/RLZ ZH	ZTV	6.0	7.200		13.200	*

Résultats Finales aux engins P5 - Saut



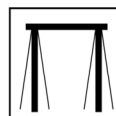
Rang	Nom	Ann.	Société	Association	Note D	Note E	Pénalty	Einzelwertung	Note finale	
1	Joe MATHIS	2000	TV Stäfa/RLZ ZH	ZTV	5.4 3.6	8.833 9.400	0.3	13.933 13.000	13.467	O
2	Niels FLUDER	2001	STV Wil/RLZO	SGTV	5.4 3.2	9.300 9.267	0.3	14.400 12.467	13.433	A
3	Tim RANDEGGER	2000	TV Wädenswil/RLZ ZH	ZTV	5.4 3.2	9.000 9.267		14.400 12.467	13.433	B
4	François GOMEZ	2000	EGAG/CRP GE	AGG	3.6 2.8	9.100 9.100	0.1	12.700 11.800	12.250	*
5	Fabio STRAUSS	1999	TV Siblingen/KTZ SH	SHTV	3.6 2.8	9.033 8.767		12.633 11.567	12.100	*
6	Till HABISREUTINGER	2000	STV Frauenfeld/Turnfabrik	TGTV	2.8 3.6	8.667 8.800		11.467 12.400	11.933	*

Résultats Finales aux engins P5 - Barres parallèles






Rang	Nom	Ann.	Société	Association	Note D	Note E	Pénalty	Note finale	
1	Théo EZAHR	2000	EGAG/CRP GE	AGG	6.2	7.967		14.167	O
2	Ian RAUBAL	2001	TV Opfikon-Glattbrugg/RLZ ZH	ZTV	5.7	8.200		13.900	A
3	Lamine DELORME	2001	EGAG/CRP GE	AGG	7.0	6.200		13.200	B
4	Joey PERDRIZAT	2000	Gym Serrières/CCE NE	ACNGA	5.5	7.267		12.767	*
5	Erich ARTSRUNI	2000	BTV Bern/KTZ BE	KKB	5.1	7.200		12.300	*
6	Noah BITTERLI	2001	TV Oberbuchsiten	KVK SO	5.0	2.833		7.833	*

Résultats Finales aux engins P5 - Barre fixe



























Rang	Nom	Ann.	Société	Association	Note D	Note E	Pénalty	Note finale	
1	Théo EZAHR	2000	EGAG/CRP GE	AGG	5.7	8.533		14.233	O
2	Tim RANDEGGER	2000	TV Wädenswil/RLZ ZH	ZTV	5.7	8.500		14.200	A
3	Nando PALLECCHI	2000	STV St.Margrethen/RLZO	SGTV	6.4	7.800		14.200	B
4	Lamine DELORME	2001	EGAG/CRP GE	AGG	4.6	8.200		12.800	*
5	Erich ARTSRUNI	2000	BTV Bern/KTZ BE	KKB	4.5	8.267		12.767	*
6	Davide MAZZOLA	1999	Gym Serrières/CCE NE	ACNGA	4.3	7.867		12.167	*



































Résultats Programme 4 - individuel

Rang	Nom	Ann.	Société	Association							Total	
1	Luca BOTTARELLI		2002 SFG Lugano/CC TI	ACTG	5.0 13.750 1	5.8 2.6 17.250 1	5.0 13.700 2	6.0 4.5 14.350 1	4.5 13.750 1	4.5 13.650 2	32.7 86.450	O
2	Kay SCHLATTER		2002 STV Wetzikon/RLZ ZH	ZTV	4.0 11.900 10	5.5 0.0 13.550 5	5.5 13.850 1	4.5 6.0 14.317 2	4.5 12.150 6	5.5 14.250 1	30.3 80.017	A
3	David BONT		2002 TV Bülach/RLZ ZH	ZTV	4.5 11.350 13	5.8 1.7 14.050 2	5.0 13.650 3	4.5 4.5 13.433 5	4.0 12.550 4	4.5 13.450 3	30.0 78.483	B
4	Mattia PIFFARETTI		2002 SFG Chiasso/CC TI	ACTG	5.0 13.550 2	5.8 0.0 13.700 4	5.0 13.050 4	3.5 3.5 12.217 10	3.5 11.550 13	4.0 12.850 4	26.8 76.917	*
5	Sonam BÜWANG		2002 TV Neftenbach/RLZ ZH	ZTV	4.5 12.500 5	5.0 1.2 14.050 2	4.0 12.150 10	4.5 4.5 13.233 6	4.0 12.750 3	4.0 11.950 7	27.2 76.633	*
6	Benjamin PFYFFER		2002 TV Hegi/RLZ ZH	ZTV	5.0 12.050 8	5.8 1.0 12.400 7	3.5 11.450 16	5.5 6.0 14.217 3	4.0 12.400 5	3.5 11.900 8	28.6 74.417	*
7	Steven HUTTER		2001 KTV Oberriet/KTZ Rheintal	SGTV	4.0 12.150 7	3.0 0.0 10.700 11	4.0 12.550 6	4.5 6.0 14.000 4	3.5 12.050 8	3.5 11.550 10	23.3 73.000	*
8	Linus ROHNER		2002 TV Niederwil/RLZO	SGTV	4.0 11.950 9	5.0 1.4 13.100 6	4.0 11.750 14	3.5 3.0 12.100 11	3.5 11.850 11	3.5 11.750 9	24.7 72.500	*
9	Marc HEIDELBERGER		2002 TV Rümlang/RLZ ZH	ZTV	4.5 12.800 3	4.5 0.8 11.350 10	3.5 12.200 9	4.5 4.5 12.467 9	4.0 12.850 2	3.5 10.450 16	25.3 72.117	
10	Alan LAASNER		2002 TV Rickenbach/RLZ ZH	ZTV	5.0 12.800 3	5.3 0.0 9.800 13	4.0 12.150 10	3.0 4.5 12.650 8	3.0 11.400 16	4.0 12.650 5	25.1 71.450	
11	Josias HEUBI		2001 Gym Serrières/CCE NE	ACNGA	4.0 11.700 11	3.0 0.0 9.150 16	3.5 12.100 12	4.5 4.5 13.100 7	3.0 11.500 14	2.5 10.750 15	20.5 68.300	
12	Shane SCHNEIDER		2002 TV Nunningen/NKL	NKL	3.0 11.000 15	3.0 0.0 9.700 14	3.5 11.800 13	3.0 3.5 11.917 12	4.0 11.700 12	3.0 11.350 11	19.8 67.467	
13	Sven MÜLLER		2002 TV Wolfwil	KVK SO	3.0 11.250 14	3.0 0.2 10.350 12	4.0 12.300 8	3.0 3.5 11.050 14	3.0 10.650 17	3.5 11.050 13	20.0 66.650	
14	Antoine AMEZ-DROZ		2001 Gym Serrières/CCE NE	ACNGA	4.0 11.400 12	2.0 0.0 8.800 17	3.5 11.300 17	3.5 1.0 11.217 13	3.0 12.000 9	4.0 11.150 12	18.8 65.867	
15	Timoté GACOND		2002 Gym Serrières/CCE NE	ACNGA	4.0 12.450 6	3.0 0.0 9.500 15	4.0 11.500 15	3.5 1.0 10.800 15	3.0 11.950 10	2.5 8.250 17	18.8 64.450	
16	Yannik RÜFENACHT		2002 TV Sissach/NKL	NKL		4.0 0.8 11.850 9	4.0 12.800 5		3.0 11.450 15	4.0 12.100 6	15.8 48.200	
17	Abdullah SHEIK		2002 SFG Chiasso/CC TI	ACTG		4.5 1.6 12.150 8	3.5 12.450 7		3.5 12.150 6	3.0 10.900 14	16.1 47.650	





























Résultats Programme 4 - Équipe

Rang	Nom	Ann.	Société	Association							Total	
1	ACTG				27.300 1	30.950 1	26.750 2	26.567 2	25.900 1	26.500 2	163.967	O
	Luca BOTTARELLI		2002 SFG Lugano/CC TI	ACTG	5.0 13.750	5.8 2.6 17.250	5.0 13.700	6.0 4.5 14.350	4.5 13.750	4.5 13.650	32.7	86.450
	Mattia PIFFARETTI		2002 SFG Chiasso/CC TI	ACTG	5.0 13.550	5.8 0.0 13.700	5.0 13.050	3.5 3.5 12.217	3.5 11.550	4.0 12.850	26.8	76.917
	Abdullah SHEIK		2002 SFG Chiasso/CC TI	ACTG		4.5 1.6 12.150	3.5 12.450		3.5 12.150	3.0 10.900	16.1	47.650
2	ZTV				24.400 2	28.100 2	27.500 1	27.750 1	25.300 2	27.700 1	160.750	A
	Kay SCHLATTER		2002 STV Wetzikon/RLZ ZH	ZTV	4.0 11.900	5.5 0.0 13.550	5.5 13.850	4.5 6.0 14.317	4.5 12.150	5.5 14.250	30.3	80.017
	David BONT		2002 TV Bülach/RLZ ZH	ZTV	4.5 11.350	5.8 1.7 14.050	5.0 13.650	4.5 4.5 13.433	4.0 12.550	4.5 13.450	30.0	78.483
	Sonam BÜWANG		2002 TV Neftenbach/RLZ ZH	ZTV	4.5 12.500	5.0 1.2 14.050	4.0 12.150	4.5 4.5 13.233	4.0 12.750	4.0 11.950	27.2	76.633
3	SGTV				24.100 4	23.800 3	24.300 4	26.100 3	23.900 4	23.300 4	145.500	B
	Steven HUTTER		2001 KTV Oberriet/KTZ Rheintal	SGTV	4.0 12.150	3.0 0.0 10.700	4.0 12.550	4.5 6.0 14.000	3.5 12.050	3.5 11.550	23.3	73.000
	Linus ROHNER		2002 TV Niederwil/RLZO	SGTV	4.0 11.950	5.0 1.4 13.100	4.0 11.750	3.5 3.0 12.100	3.5 11.850	3.5 11.750	24.7	72.500
4	ACNGA				24.150 3	18.650 5	23.600 5	24.317 4	23.950 3	21.900 5	136.567	
	Josias HEUBI		2001 Gym Serrières/CCE NE	ACNGA	4.0 11.700	3.0 0.0 9.150	3.5 12.100	4.5 4.5 13.100	3.0 11.500	2.5 10.750	20.5	68.300
	Antoine AMEZ-DROZ		2001 Gym Serrières/CCE NE	ACNGA	4.0 11.400	2.0 0.0 8.800	3.5 11.300	3.5 1.0 11.217	3.0 12.000	4.0 11.150	18.8	65.867
	Timoté GACOND		2002 Gym Serrières/CCE NE	ACNGA	4.0 12.450	3.0 0.0 9.500	4.0 11.500	3.5 1.0 10.800	3.0 11.950	2.5 8.250	18.8	64.450
5	NKL				11.000 5	21.550 4	24.600 3	11.917 5	23.150 5	23.450 3	115.667	
	Shane SCHNEIDER		2002 TV Nunningen/NKL	NKL	3.0 11.000	3.0 0.0 9.700	3.5 11.800	3.0 3.5 11.917	4.0 11.700	3.0 11.350	19.8	67.467
	Yannik RÜFENACHT		2002 TV Sissach/NKL	NKL		4.0 0.8 11.850	4.0 12.800		3.0 11.450	4.0 12.100	15.8	48.200













Résultats Programme 3 - individuel

Rang	Nom	Ann.	Société	Association								Total	
1	Timothy ROSSETTI	 2003	SFG Biasca/CC TI	ACTG	5.0 13.350 4	5.3 2.4 16.750 2	5.0 14.200 2	5.5 4.5 13.567 3	4.5 13.300 6	5.0 14.250 2	32.2	85.417	O
2	Iman CLAYTON	 2003	BTV Luzern/RLZ LU	KV LU-OW-NW	3.0 10.950 20	5.3 2.8 17.400 1	5.3 14.450 1	3.5 4.5 13.150 6	5.0 14.000 2	4.5 13.800 5	29.9	83.750	A
3	Luca MURABITO	 2003	SATUS ORO/RLZ AG	ATV	5.0 13.800 1	5.3 2.2 16.250 4	4.0 11.550 13	5.5 4.5 14.117 1	4.0 13.050 9	5.3 14.600 1	30.8	83.367	B
4	Kevin KUHN	 2003	TV Nunningen/NKL	NKL	4.5 12.950 6	5.3 2.3 16.300 3	4.0 12.300 7	5.5 4.5 13.800 2	5.0 14.150 1	4.5 13.650 7	30.6	83.150	*
5	Florian LANGENEGGER	 2003	STV Schlossrued/RLZ AG	ATV	5.0 13.800 1	5.3 2.0 15.750 6	4.0 12.000 9	4.5 4.0 13.083 7	5.0 13.900 3	4.8 14.100 3	30.4	82.633	*
6	Luca GIUBELLINI	 2003	STV Kleindöttingen/RLZ AG	ATV	5.0 12.950 6	5.3 2.3 15.900 5	4.5 12.650 5	4.5 4.5 13.550 4	4.5 13.450 5	3.0 11.950 17	29.1	80.450	*
7	Janic MEIER	 2003	TV Maienfeld/KTZ GR	TZGR	5.0 13.300 5	4.8 0.3 13.800 7	4.0 12.300 7	4.5 3.5 13.183 5	5.0 13.750 4	5.0 14.050 4	28.1	80.383	*
8	Yari MARANTA	 2003	SFG Bellinzona/CC TI	ACTG	5.0 13.650 3	5.3 0.0 12.800 10	4.5 13.150 4	5.5 4.5 12.900 9	4.5 13.150 8	3.5 12.400 14	27.8	78.050	*
9	Elia HASLER	 2003	TSV Montlingen/KTZ Rheintal	SGTV	4.5 12.850 8	4.3 0.0 11.400 20	4.8 13.250 3	3.5 4.5 12.883 10	4.0 12.650 10	4.0 13.000 9	25.6	76.033	
10	Kevin ULRICH	 2003	STV Kleindöttingen/RLZ AG	ATV	4.5 12.450 10	4.8 0.3 13.550 8	4.0 11.900 11	4.0 4.5 12.967 8	4.0 12.600 11	3.0 12.100 15	24.9	75.567	
11	Andri STACHER	 2003	Turnfabrik/RLZO	TGTV	3.5 11.350 14	4.5 0.0 12.400 13	3.5 12.000 9	3.5 4.5 12.683 11	5.0 13.250 7	4.5 13.250 8	25.0	74.933	
12	Alex MOSER	 2003	BTV Bern/KTZ BE	KKB	5.0 12.850 8	4.5 0.0 12.050 16	4.3 12.500 6	3.5 4.5 12.367 14	4.0 11.200 19	4.0 12.950 10	25.8	73.917	
13	Charles NOOL	 2002	EGAG/CRP GE	AGG	4.5 12.150 12	5.3 0.0 13.150 9	3.5 11.400 15	4.5 1.0 11.700 15	3.0 11.550 15	3.5 12.550 13	22.6	72.500	
14	Gabriel RENTSCH	 2003	TV Zeglingen/NKL	NKL	3.5 11.200 16	4.8 0.0 12.750 11	3.0 10.100 19	3.5 4.5 12.550 12	4.0 12.250 12	4.0 12.850 11	23.3	71.700	
15	Marton KOVACS	 2003	KTZ Rheintal	SGTV	3.5 10.450 22	4.0 0.0 11.550 18	4.0 11.200 16	1.0 3.5 11.083 19	3.5 11.250 18	5.0 13.800 5	22.3	69.333	
16	Nik ADAM	 2003	TV Neftenbach/RLZ ZH	ZTV	5.0 12.400 11	4.8 0.0 12.200 15	2.5 10.000 20	3.5 4.5 12.433 13	3.5 11.550 15	3.0 10.400 22	22.8	68.983	
17	Jonathan LUISIER	 2002	FSG Plan-les-Ouates/CRP GE	AGG	3.5 11.000 19	4.0 0.0 10.700 22	3.5 11.450 14	3.5 1.5 10.850 22	4.0 12.150 13	3.0 10.950 20	20.5	67.100	
18	Ylan DARDEL	 2002	Gym Serrières/CCE NE	ACNGA	4.0 11.350 14	3.0 0.0 10.100 24	3.0 10.550 17	4.5 1.0 11.067 20	3.5 10.700 22	4.0 12.850 11	20.3	66.617	
19	Maurice STÜDELI	 2003	TV Bellach	KVK SO	3.5 10.200 23	3.8 0.0 11.550 18	3.0 10.450 18	4.5 1.0 11.117 18	3.0 11.300 17	3.0 11.400 18	19.1	66.017	
20	Tim RICHTER	 2003	Kutu SH/KTZ SH	SHTV	3.5 10.950 20	4.8 0.0 12.350 14	2.5 9.550 22	3.5 1.0 11.333 16	3.0 10.950 20	3.5 9.850 23	19.6	64.983	
21	Tobias INEICHEN	 2003	STV Wetzikon/RLZ ZH	ZTV	3.5 12.100 13	4.8 0.0 11.600 17	2.5 9.550 22	1.0 1.0 9.750 27	2.0 10.500 23	3.0 10.600 21	16.8	64.100	
22	Alessandro SIGNORONI	 2003	TV Bellach	KVK SO	3.5 8.650 27	4.3 0.0 12.600 12	3.0 9.550 22	3.5 1.0 10.767 25	3.0 10.400 24	3.5 12.050 16	19.6	64.017	
23	Marco MÜLLER	 2003	TV Zuzwil/KTZ Fürstenland	SGTV	4.0 11.200 16	4.0 0.0 10.450 23	3.0 9.750 21	3.5 1.0 10.850 22	4.0 11.650 14	3.0 9.100 24	20.3	63.000	
24	Tim KÖLLIKER	 2003	STV Wetzikon/RLZ ZH	ZTV	3.0 10.150 24	2.0 0.0 6.150 26	3.5 11.900 11	3.5 1.0 11.333 16	3.5 10.900 21	4.0 11.050 19	18.3	61.483	
25	Immanuel SCHMUKI	 2003	STV Schwarzenbach/KTZ Fürstenland	SGTV	3.0 9.750 25	4.3 0.0 11.300 21	3.0 9.400 25	3.5 1.0 11.017 21	3.0 9.900 25	1.5 8.000 25	17.1	59.367	
26	Nick AMON	 2003	Kutu SH/KTZ SH	SHTV	4.0 11.050 18	4.0 0.0 8.150 25	3.0 9.300 26	3.5 1.0 10.833 24	3.0 9.800 26	2.5 6.900 26	18.8	56.033	
27	Noé REINHARD	 2003	Chêne Gymnastique Genève	AGG	3.0 8.950 26	0.0 0.0 5.100 27	2.5 6.850 27	1.3 1.0 9.917 26	2.5 7.150 27	1.5 6.000 27	10.7	43.967	

Résultats Programme 3 - Équipe

Rang	Nom	Ann.	Société	Association							Total	
1	ATV				27.600 1	32.150 1	24.650 2	27.667 1	27.350 1	28.700 1	168.117	O
	Luca MURABITO		2003 SATUS ORO/RLZ AG	ATV	5.0 13.800	5.3 2.2 16.250	4.0 1.1 5.50	5.5 4.5 14.117	4.0 1.3 0.50	5.3 14.600	30.8	83.367
	Florian LANGENEGGER		2003 STV Schlossrued/RLZ AG	ATV	5.0 13.800	5.3 2.0 15.750	4.0 12.000	4.5 4.0 13.083	5.0 13.900	4.8 14.100	30.4	82.633
	Luca GIUBELLINI		2003 STV Kleindöttingen/RLZ AG	ATV	5.0 12.950	5.3 2.3 15.900	4.5 12.650	4.5 4.5 13.550	4.5 13.450	3.0 1.1 9.50	29.1	80.450
2	ACTG				27.000 2	29.550 2	27.350 1	26.467 2	26.450 2	26.650 3	163.467	A
	Timothy ROSSETTI		2003 SFG Biasca/CC TI	ACTG	5.0 13.350	5.3 2.4 16.750	5.0 14.200	5.5 4.5 13.567	4.5 13.300	5.0 14.250	32.2	85.417
	Yari MARANTA		2003 SFG Bellinzona/CC TI	ACTG	5.0 13.650	5.3 0.0 12.800	4.5 13.150	5.5 4.5 12.900	4.5 13.150	3.5 12.400	27.8	78.050
3	NKL				24.150 4	29.050 3	22.400 5	26.350 3	26.400 3	26.500 4	154.850	B
	Kevin KUHNI		2003 TV Nunningen/NKL	NKL	4.5 12.950	5.3 2.3 16.300	4.0 12.300	5.5 4.5 13.800	5.0 14.150	4.5 13.650	30.6	83.150
	Gabriel RENTSCH		2003 TV Zeglingen/NKL	NKL	3.5 11.200	4.8 0.0 12.750	3.0 10.100	3.5 4.5 12.550	4.0 12.250	4.0 12.850	23.3	71.700
4	SGTV				24.050 5	22.950 7	24.450 3	23.966 4	24.300 4	26.800 2	146.516	
	Elia HASLER		2003 TSV Montlingen/KTZ Rheintal	SGTV	4.5 12.850	4.3 0.0 11.400	4.8 13.250	3.5 4.5 12.883	4.0 12.650	4.0 13.000	25.6	76.033
	Marton KOVACS		2003 KTZ Rheintal	SGTV	3.5 10.450	4.0 0.0 11.550	4.0 11.200	1.0 3.5 11.083	3.5 1.1 2.50	5.0 13.800	22.3	69.333
	Marco MÜLLER		2003 TV Zuzwil/KTZ Fürstenland	SGTV	4.0 11.200	4.0 0.0 10.450	3.0 9.750	3.5 1.0 10.850	4.0 11.650	3.0 9.100	20.3	63.000
5	AGG				23.150 6	23.850 5	22.850 4	22.550 6	23.700 5	23.500 5	139.600	
	Charles NOOL		2002 EGAG/CRP GE	AGG	4.5 12.150	5.3 0.0 13.150	3.5 11.400	4.5 1.0 11.700	3.0 11.550	3.5 12.550	22.6	72.500
	Jonathan LUISIER		2002 FSG Plan-les-Ouates/CRP GE	AGG	3.5 11.000	4.0 0.0 10.700	3.5 11.450	3.5 1.5 10.850	4.0 12.150	3.0 10.950	20.5	67.100
	Noé REINHARD		2003 Chêne Gymnastique Genève	AGG	3.0 8.950	0.0 0.0 5.100	2.5 6.850	1.3 1.0 9.917	2.5 7.150	1.5 6.000	10.7	43.967
6	ZTV				24.500 3	23.800 6	21.900 6	23.766 5	22.450 6	21.650 7	138.066	
	Nik ADAM		2003 TV Neftenbach/RLZ ZH	ZTV	5.0 12.400	4.8 0.0 12.200	2.5 10.000	3.5 4.5 12.433	3.5 11.550	3.0 10.400	22.8	68.983
	Tobias INEICHEN		2003 STV Wetzikon/RLZ ZH	ZTV	3.5 12.100	4.8 0.0 11.600	2.5 9.550	1.0 1.0 9.750	2.0 10.500	3.0 10.600	16.8	64.100
	Tim KÖLLIKER		2003 STV Wetzikon/RLZ ZH	ZTV	3.0 10.150	2.0 0.0 6.150	3.5 11.900	3.5 1.0 11.333	3.5 10.900	4.0 11.050	18.3	61.483















Résultats Programme 3 - Équipe

Rang	Nom	Ann.	Société	Association							Total
7	KVK SO				18.850 8	24.150 4	20.000 7	21.884 8	21.700 7	23.450 6	130.034
	Maurice STÜDELI		2003 TV Bellach	KVK SO	3.5 10.200	3.8 0.0 11.550	3.0 10.450	4.5 1.0 11.117	3.0 11.300	3.0 11.400	19.1 66.017
	Alessandro SIGNORONI		2003 TV Bellach	KVK SO	3.5 8.650	4.3 0.0 12.600	3.0 9.550	3.5 1.0 10.767	3.0 10.400	3.5 12.050	19.6 64.017
8	SHTV				22.000 7	20.500 8	18.850 8	22.166 7	20.750 8	16.750 8	121.016
	Tim RICHTER		2003 Kutu SH/KTZ SH	SHTV	3.5 10.950	4.8 0.0 12.350	2.5 9.550	3.5 1.0 11.333	3.0 10.950	3.5 9.850	19.6 64.983
	Nick AMON		2003 Kutu SH/KTZ SH	SHTV	4.0 11.050	4.0 0.0 8.150	3.0 9.300	3.5 1.0 10.833	3.0 9.800	2.5 6.900	18.8 56.033

Résultats Programme 2 - individuel

Rang	Nom	Ann.	Société	Association	■	⚙	🏸	⌚	⌚	⌚	Total		
1	Ewan ONOMOR	2004	Chêne Gymnastique Genève/CRP GE	AGG	4.8 14.000 2	4.0 1.2 13.050 14	4.5 13.700 1	3.5 3.5 12.400 14	4.8 14.400 1	5.1 14.500 1	27.9	82.050	O
2	Jan IMHOF	2004	TV Maisprach/NKL	NKL	4.5 13.250 5	4.0 1.2 14.050 5	4.0 13.100 3	3.8 5.0 13.733 1	4.0 13.500 2	4.3 13.200 7	26.4	80.833	A
3	Kilian SCHMITT	2004	TV Mels/KTZ GR	TZGR	4.5 13.000 8	4.0 1.0 14.150 3	3.5 12.450 6	5.0 3.5 12.867 5	4.0 13.000 7	5.1 13.850 3	26.4	79.317	B
4	Silas RÜFENACHT	2004	TV Sissach/NKL	NKL	4.5 12.450 13	4.0 1.5 14.400 2	3.5 12.550 5	3.5 3.5 12.650 9	4.0 13.050 5	4.5 13.900 2	25.5	79.000	*
5	Michel VON BIRCKHAHN	2004	KTZ Rheintal	SGTV	4.5 12.850 9	3.0 1.5 14.100 4	3.5 12.050 11	3.5 3.5 12.883 4	4.0 13.200 3	4.8 13.100 9	24.8	78.183	*
6	Milan EXNAR	2004	TV Itingen/NKL	NKL	4.8 12.750 10	5.0 0.9 14.850 1	3.5 12.300 8	3.5 3.5 12.200 23	4.0 13.050 5	4.0 12.900 11	25.7	78.050	*
7	Noah GRIESSER	2004	TV Rütli/RLZ ZH	ZTV	4.3 13.150 6	4.0 1.0 13.450 11	3.0 11.500 15	3.5 3.5 12.767 7	4.0 12.950 8	4.8 13.850 3	24.6	77.667	*
8	Axel GOBET	2004	GASF/KTZ BE	FFG	4.0 11.800 18	4.0 0.5 13.400 12	4.5 13.500 2	3.5 3.8 12.767 7	4.0 13.100 4	3.5 12.700 13	24.2	77.267	*
9	Noel LEDERGERBER	2004	TV Rickenbach/RLZ ZH	ZTV	4.5 13.700 3	3.5 0.8 13.600 10	3.0 11.200 20	3.8 3.5 12.833 6	3.5 12.400 13	4.3 13.100 9	23.3	76.833	
10	Jan SCHUMACHER	2004	TV Rickenbach/RLZ ZH	ZTV	4.8 14.100 1	3.5 0.8 13.850 7	3.0 11.450 17	5.0 3.5 13.150 3	2.5 11.100 31	3.8 12.750 12	22.7	76.400	
11	Fabio VEZZU	2004	TV Neftenbach/RLZ ZH	ZTV	4.5 13.450 4	3.5 0.9 12.250 25	3.5 11.250 19	5.0 3.5 13.417 2	3.5 12.550 10	4.5 13.150 8	24.7	76.067	
12	Niels PROBST	2004	Kutu Freienstein-Rorbas/RLZ ZH	ZTV	3.5 11.750 20	3.5 0.2 12.150 28	4.0 13.100 3	3.5 5.0 12.550 11	4.0 12.650 9	4.5 13.600 5	24.0	75.800	
13	Alexander MARGGRAF	2004	BTV Basel/NKL	NKL	4.5 12.600 12	4.0 1.0 13.950 6	3.5 11.850 12	3.5 3.5 12.400 14	3.5 12.400 13	3.5 11.750 22	23.5	74.950	
14	Tim LANDOLT	2004	STV Wil/KTZ Fürstenland	SGTV	4.5 12.250 15	3.0 0.7 13.300 13	3.5 12.300 8	3.5 3.5 12.200 23	3.5 12.450 11	3.5 12.300 17	22.2	74.800	
15	Lars ENGELI	2004	STV Frauenfeld/Turnfabrik	TGTV	4.5 12.700 11	3.5 0.0 12.400 21	3.5 11.800 13	3.5 3.8 12.150 27	3.5 11.700 25	4.3 13.550 6	23.0	74.300	
16	Matteo GIUBELLINI	2004	STV Kleindöttingen/RLZ AG	ATV	4.5 11.900 17	3.5 1.0 13.750 8	3.5 12.100 10	3.5 3.5 12.650 9	3.0 11.400 28	3.8 12.450 16	22.8	74.250	
17	Fynn VON BIRCKHAHN	2004	KTZ Rheintal	SGTV	4.5 12.350 14	3.0 0.4 12.700 15	3.0 11.500 15	3.5 3.5 12.133 29	3.0 11.800 23	4.0 12.600 15	21.4	73.083	
18	Léon KUSTER	2004	TV Rütli/RLZ ZH	ZTV	4.0 12.150 16	3.5 0.0 12.000 31	3.0 11.450 17	3.5 3.5 12.350 17	3.5 12.400 13	4.0 12.250 18	21.5	72.600	
19	Daniel MANRIQUE	2004	EGAG/CRP GE	AGG	4.8 13.050 7	3.5 0.0 10.750 38	3.5 11.700 14	3.5 3.5 12.150 27	3.5 12.350 16	3.5 12.200 19	22.3	72.200	
20	Mario BRAND	2004	STV Merenschwand/RLZ AG	ATV	4.5 11.800 18	3.0 0.4 12.500 17	3.0 11.100 22	5.0 3.5 12.233 22	3.5 12.000 19	3.5 10.950 33	22.2	70.583	
21	Robin MONTANILE	2004	Kutu SH/KTZ SH	SHTV	4.5 11.650 21	3.0 0.0 12.150 28	3.0 10.700 26	3.5 3.5 12.350 17	3.5 11.750 24	3.0 11.700 24	20.5	70.300	
22	Janni WOLFISBERG	2004	Chêne Gymnastique Genève/CRP GE	AGG	4.5 11.100 23	3.0 0.0 12.450 18	3.5 12.350 7	3.5 3.5 11.633 39	3.5 12.150 17	2.5 10.550 37	20.5	70.233	
23	Maurice WALTER	2004	TV Lenzburg/RLZ AG	ATV	3.0 10.200 33	3.5 0.0 11.750 33	3.0 10.850 24	3.5 3.5 12.333 19	3.5 12.000 19	4.3 12.700 13	20.8	69.833	
24	Yannik HUBER	2004	STV Münchwilen/Turnfabrik	TGTV	3.0 10.750 26	3.0 0.0 12.450 18	3.0 10.700 26	3.5 3.5 12.183 26	3.5 11.950 22	3.5 11.600 25	19.5	69.633	
25	Luis HARDER	2004	TSV Rohrdorf/RLZ AG	ATV	3.5 10.750 26	3.0 0.0 12.050 30	3.0 10.400 34	3.5 3.5 11.850 35	4.0 12.000 19	3.8 12.050 20	20.8	69.100	
26	Elia WETTSTEIN	2004	TSV Rohrdorf/RLZ AG	ATV	3.5 10.450 29	3.5 0.0 12.250 25	3.0 10.850 24	3.5 3.5 12.283 21	3.5 12.050 18	3.0 11.000 32	20.0	68.883	
27	Yves FÄSSLER	2004	Kutu SH/KTZ SH	SHTV	2.5 8.950 39	3.0 0.0 12.250 25	3.0 11.150 21	3.5 3.5 12.367 16	4.0 12.450 11	3.5 11.600 25	19.5	68.767	
28	Livio ARNET	2004	TV Neftenbach	ZTV	4.0 11.450 22	3.0 0.0 12.450 18	3.0 10.350 36	3.5 3.8 12.533 12	3.0 10.800 33	3.5 10.800 36	20.2	68.383	
29	Aaron SCHÖNENBERGER	2004	STV Kirchberg/KTZ Fürstenland	SGTV	4.0 10.650 28	3.0 0.0 12.300 24	3.0 10.650 28	3.5 3.8 12.300 20	3.0 10.350 38	3.5 11.400 27	20.2	67.650	
30	Andreas HOFER	2004	Biberist aktiv	KVK SO	4.0 10.850 25	3.0 1.0 13.700 9	3.0 9.350 39	3.5 3.5 12.067 31	2.5 10.450 36	3.0 10.900 34	20.0	67.317	
31	Jamiro STRÄHL	2004	KV Solothurn	KVK SO	3.5 10.300 31	3.5 0.0 11.400 34	3.0 10.650 28	3.5 3.5 12.200 23	3.0 11.300 30	3.0 11.100 31	19.5	66.950	


















Résultats Programme 2 - individuel

Rang	Nom	Ann.	Société	Association							Total
32	Timon ESCHBACH	 2004	TV Henggart	ZTV	4.0 10.400 30	^{3.5} _{0.0} 11.000 37	3.0 10.400 34	^{3.5} _{3.5} 12.433 13	3.0 10.800 33	3.5 11.900 21	20.5 66.933
33	Silas AMBÜHL	 2004	TV Wolfwil	KVK SO	2.0 9.450 35	^{3.0} _{0.0} 12.400 21	3.0 10.450 32	^{3.5} _{3.5} 12.017 32	3.0 11.350 29	3.0 11.200 30	17.5 66.867
34	Axel BART	 2004	Gym Serrières/CCE NE	ACNGA	3.5 9.600 34	^{3.0} _{0.0} 12.600 16	3.0 10.600 30	^{3.5} _{3.5} 11.867 34	3.5 11.650 26	3.5 10.550 37	20.0 66.867
35	Johnny TSCHOPP	 2004	TV Igis/KTZ GR	TZGR	3.5 9.400 36	^{3.0} _{0.0} 12.400 21	3.5 10.500 31	^{3.5} _{3.5} 12.017 32	3.0 10.700 35	3.0 11.750 22	19.5 66.767
36	Paolo PASCARELLA	 2004	SFG Biasca/CC TI	ACTG	3.0 10.300 31	^{3.0} _{0.0} 11.950 32	3.5 10.200 37	^{3.5} _{3.5} 11.800 36	3.0 10.850 32	2.5 11.350 28	18.5 66.450
37	Maurus PALLMANN	 2004	STV Frauenfeld/Turnfabrik	TGTV	3.5 9.100 38	^{3.5} _{0.0} 11.200 35	3.5 10.900 23	^{3.5} _{3.5} 11.800 36	3.5 11.650 26	3.5 11.350 28	21.0 66.000
38	Jayan GAFNER	 2004	EGAG/CRP GE	AGG	3.5 10.950 24	^{3.0} _{0.0} 11.200 35	3.0 10.450 32	^{3.5} _{3.5} 11.800 36	3.0 10.400 37	2.5 10.000 39	18.5 64.800
39	Maurice ZURBUCHEN	 2004	STV Frauenfeld/Turnfabrik	TGTV	3.0 9.300 37	^{3.0} _{0.0} 10.450 39	3.0 10.150 38	^{3.5} _{3.5} 12.100 30	2.5 10.200 39	3.5 10.850 35	18.5 63.050







Résultats Programme 2 - Équipe

Rang	Nom	Ann.	Société	Association							Total	
1	NKL				26.000 3	29.250 1	25.650 2	26.383 1	26.550 2	27.100 2	160.933	O
	Jan IMHOF		2004 TV Maisprach/NKL	NKL	4.5 13.250	4.0 1.2 14.050	4.0 13.100	3.8 5.0 13.733	4.0 13.500	4.3 13.200	26.4	80.833
	Silas RÜFENACHT		2004 TV Sissach/NKL	NKL	4.5 12.450	4.0 1.5 14.400	3.5 12.550	3.5 3.5 12.650	4.0 13.050	4.5 13.900	25.5	79.000
	Milan EXNAR		2004 TV Itingen/NKL	NKL	4.8 12.750	5.0 0.9 14.850	3.5 12.300	3.5 3.5 12.200	4.0 13.050	4.0 12.900	25.7	78.050
2	AGG				27.050 1	25.500 7	26.050 1	24.550 7	26.750 1	26.700 3	156.600	A
	Ewan ONOMOR		2004 Chêne Gymnastique Genève/CRP GE	AGG	4.8 14.000	4.0 1.2 13.050	4.5 13.700	3.5 3.5 12.400	4.8 14.400	5.1 14.500	27.9	82.050
	Daniel MANRIQUE		2004 EGAG/CRP GE	AGG	4.8 13.050	3.5 0.0 10.750	3.5 11.700	3.5 3.5 12.150	3.5 12.350	3.5 12.200	22.3	72.200
	Janni WOLFISBERG		2004 Chêne Gymnastique Genève/CRP GE	AGG	4.5 11.100	3.0 0.0 12.450	3.5 12.350	3.5 3.5 11.633	3.5 12.150	2.5 10.550	20.5	70.233
3	ZTV				26.600 2	25.700 6	24.600 3	26.184 2	25.600 4	27.450 1	156.134	B
	Noah GRIESSER		2004 TV Rüti/RLZ ZH	ZTV	4.3 13.150	4.0 1.0 13.450	3.0 11.500	3.5 3.5 12.767	4.0 12.950	4.8 13.850	24.6	77.667
	Fabio VEZZU		2004 TV Neftenbach/RLZ ZH	ZTV	4.5 13.450	3.5 0.9 12.250	3.5 11.250	5.0 3.5 13.417	3.5 12.550	4.5 13.150	24.7	76.067
	Niels PROBST		2004 Kutu Freienstein-Rorbas/RLZ ZH	ZTV	3.5 11.750	3.5 0.2 12.150	4.0 13.100	3.5 5.0 12.550	4.0 12.650	4.5 13.600	24.0	75.800
4	SGTV				25.200 4	27.400 2	24.350 4	25.083 3	25.650 3	25.700 4	153.383	
	Michel VON BIRCKHAHN		2004 KTZ Rheintal	SGTV	4.5 12.850	3.0 1.5 14.100	3.5 12.050	3.5 3.5 12.883	4.0 13.200	4.8 13.100	24.8	78.183
	Tim LANDOLT		2004 STV Wil/KTZ Fürstenland	SGTV	4.5 12.250	3.0 0.7 13.300	3.5 12.300	3.5 3.5 12.200	3.5 12.450	3.5 12.300	22.2	74.800
	Fynn VON BIRCKHAHN		2004 KTZ Rheintal	SGTV	4.5 12.350	3.0 0.4 12.700	3.0 11.500	3.5 3.5 12.133	3.0 11.800	4.0 12.600	21.4	73.083
5	ATV				23.700 5	26.250 4	23.200 5	24.983 4	24.000 6	25.150 6	147.283	
	Matteo GIUBELLINI		2004 STV Kleindöttingen/RLZ AG	ATV	4.5 11.900	3.5 1.0 13.750	3.5 12.100	3.5 3.5 12.650	3.0 11.400	3.8 12.450	22.8	74.250
	Mario BRAND		2004 STV Merenschwand/RLZ AG	ATV	4.5 11.800	3.0 0.4 12.500	3.0 11.100	5.0 3.5 12.233	3.5 12.000	3.5 10.950	22.2	70.583
	Maurice WALTER		2004 TV Lenzburg/RLZ AG	ATV	3.0 10.200	3.5 0.0 11.750	3.0 10.850	3.5 3.5 12.333	3.5 12.000	4.3 12.700	20.8	69.833
6	TZGR				22.400 7	26.550 3	22.950 6	24.884 5	23.700 7	25.600 5	146.084	
	Kilian SCHMITT		2004 TV Mels/KTZ GR	TZGR	4.5 13.000	4.0 1.0 14.150	3.5 12.450	5.0 3.5 12.867	4.0 13.000	5.1 13.850	26.4	79.317
	Johnny TSCHOPP		2004 TV Igis/KTZ GR	TZGR	3.5 9.400	3.0 0.0 12.400	3.5 10.500	3.5 3.5 12.017	3.0 10.700	3.0 11.750	19.5	66.767
























Résultats Programme 2 - Équipe

Rang	Nom	Ann.	Société	Association							Total
7	TGTV				23.450 ⁶	24.850 ⁸	22.700 ⁷	24.333 ⁸	23.650 ⁸	25.150 ⁶	144.133
	Lars ENGELI		2004 STV Frauenfeld/Turnfabrik	TGTV	4.5 12.700	^{3.5} _{0.0} 12.400	3.5 11.800	^{3.5} _{3.8} 12.150	3.5 11.700	4.3 13.550	23.0 74.300
	Yannik HUBER		2004 STV Münchwilen/Turnfabrik	TGTV	3.0 10.750	^{3.0} _{0.0} 12.450	3.0 10.700	^{3.5} _{3.5} 12.183	3.5 11.950	3.5 11.600	19.5 69.633
	Maurus PALLMANN		2004 STV Frauenfeld/Turnfabrik	TGTV	3.5 9.100	^{3.5} _{0.0} 11.200	3.5 10.900	^{3.5} _{3.5} 11.800	3.5 11.650	3.5 11.350	21.0 66.000
8	SHTV				20.600 ⁹	24.400 ⁹	21.850 ⁸	24.717 ⁶	24.200 ⁵	23.300 ⁸	139.067
	Robin MONTANILE		2004 Kutu SH/KTZ SH	SHTV	4.5 11.650	^{3.0} _{0.0} 12.150	3.0 10.700	^{3.5} _{3.5} 12.350	3.5 11.750	3.0 11.700	20.5 70.300
	Yves FÄSSLER		2004 Kutu SH/KTZ SH	SHTV	2.5 8.950	^{3.0} _{0.0} 12.250	3.0 11.150	^{3.5} _{3.5} 12.367	4.0 12.450	3.5 11.600	19.5 68.767
9	KVK SO				21.150 ⁸	26.100 ⁵	21.100 ⁹	24.267 ⁹	22.650 ⁹	22.300 ⁹	137.567
	Andreas HOFER		2004 Biberist aktiv	KVK SO	4.0 10.850	^{3.0} _{1.0} 13.700	3.0 9.350	^{3.5} _{3.5} 12.067	2.5 10.450	3.0 10.900	20.0 67.317
	Jamiro STRÄHL		2004 KV Solothurn	KVK SO	3.5 10.300	^{3.5} _{0.0} 11.400	3.0 10.650	^{3.5} _{3.5} 12.200	3.0 11.300	3.0 11.100	19.5 66.950
	Silas AMBÜHL		2004 TV Wolfwil	KVK SO	2.0 9.450	^{3.0} _{0.0} 12.400	3.0 10.450	^{3.5} _{3.5} 12.017	3.0 11.350	3.0 11.200	17.5 66.867

Résultats Programme 1 - individuel

Rang	Nom	Ann.	Société	Association							Total						
1	Nicolò SCORNAIENGHI	2005	SFG Lugano/CC TI	ACTG	4.0 2.1	15.550 10	4.0 13.300	3 3	3.0 5.0	13.300 6	4.3 14.000	1	4.3 13.850	1	26.7	83.450	O
2	Silas FRICKER	2005	Biberist aktiv	KVK SO	4.0 2.2	15.650 5	4.0 12.950	11 5	5.0 3.0	13.450 2	4.0 13.600	2	4.0 13.750	3	26.2	82.550	A
3	Mirco RIVA	2005	SFG Chiasso/CC TI	ACTG	4.0 2.5	15.950 2	4.0 13.250	5 5	3.0 5.0	13.400 4	4.0 13.000	10	4.0 13.600	5	26.5	82.500	B
4	Gionata ROSSETTI	2005	SFG Biasca/CC TI	ACTG	4.0 2.5	16.000 1	4.0 13.250	5 5	3.0 5.0	12.983 24	4.0 13.450	4	4.0 13.450	7	26.5	81.833	*
5	Ian STAUBITZER	2005	STV Inkwil	KVK SO	4.0 2.0	15.200 13	4.0 13.100	8 8	5.0 3.0	12.867 28	4.0 13.350	5	4.0 13.650	4	26.0	81.067	*
6	Valerio VISINI	2005	STV Wetzikon/RLZ ZH	ZTV	4.0 2.3	15.600 7	4.0 12.750	14 14	3.0 5.0	13.200 12	3.5 12.900	12	4.3 13.800	2	26.1	81.050	*
7	Gianluca HARTMANN	2005	TV Lenzburg/RLZ AG	ATV	4.0 2.4	15.800 3	4.0 12.400	27 27	5.0 3.0	13.217 10	4.0 13.500	3	4.0 12.800	19	26.4	80.917	*
8	Xeno MESSMER	2005	BTV Bern/KTZ BE	KKB	4.0 2.2	15.650 5	4.0 13.350	2 2	5.0 3.0	13.217 10	3.5 12.500	21	4.0 13.100	10	25.7	80.517	*
9	Felix WENGERT	2005	BTV Bern/KTZ BE	KKB	4.0 2.4	15.600 7	4.3 13.700	1 1	5.0 3.0	12.867 28	3.5 12.300	24	4.3 13.550	6	26.5	80.367	
10	Lukas ULRICH	2005	STV Kleindöttingen/RLZ AG	ATV	4.0 2.0	15.000 15	4.0 12.800	13 13	5.0 3.0	13.433 3	4.0 13.350	5	3.5 12.950	14	25.5	80.083	
11	Yanik SULC	2005	Biberist aktiv	KVK SO	4.0 2.3	15.550 10	4.0 13.200	7 7	5.0 3.0	12.967 25	3.5 12.800	14	4.0 13.250	9	25.8	80.017	
12	Toni DE CASTRO AQUINO	2005	BTV Bern/KTZ BE	KKB	4.0 1.8	14.800 18	4.0 13.300	3 3	5.0 3.0	13.533 1	3.5 12.200	26	4.0 13.100	10	25.3	79.883	
13	Selim ARNAUT	2005	STV St.Margrethen/KTZ Rheintal	SGTV	4.0 2.2	15.700 4	4.0 12.650	16 16	3.0 5.0	12.783 33	4.0 12.850	13	4.0 12.850	17	26.2	79.783	
14	Gaël LA GRECA	2005	EGA Genève/CRP GE	AGG	4.0 2.0	15.200 13	4.0 13.000	9 9	5.0 3.0	13.017 21	3.5 12.600	17	3.5 12.650	22	25.0	79.267	
15	Finn RICKENBACHER	2005	TV Seltisberg/NKL	NKL	4.0 2.3	15.500 12	4.0 12.500	19 19	5.0 3.0	13.017 21	4.0 12.600	17	4.0 13.000	12	26.3	79.017	
16	Tristan ECK	2005	KTZ Rheintal	SGTV	4.0 2.4	15.600 7	4.0 13.000	9 9	3.0 5.0	13.150 14	3.5 11.900	33	3.5 12.450	27	25.4	78.750	
17	Timon ERB	2006	STV Wil/KTZ Fürstenland	SGTV	4.0 1.7	14.900 17	4.0 12.450	24 24	5.0 3.0	12.933 26	3.5 12.600	17	3.5 12.700	20	24.7	78.133	
18	Silas DITTMANN	2005	TV Horgen/RLZ ZH	ZTV	4.0 1.5	14.200 22	4.0 12.500	19 19	3.0 5.0	13.367 5	3.5 12.200	26	3.5 12.450	27	24.5	77.917	
19	Timothy BÄRTSCHI	2005	Gym Serrières/CCE NE	ACNGA	4.0 0.3	13.050 27	4.0 12.400	27 27	3.0 5.0	13.233 9	4.0 13.100	8	4.0 13.300	8	24.3	77.883	
20	Paul PEYER	2005	SATUS ORO/RLZ AG	ATV	4.0 1.8	15.000 15	4.0 12.600	17 17	5.0 3.0	12.500 39	3.5 12.100	29	4.0 12.950	14	25.3	77.450	
21	Justin KUHN	2005	TV Nunningen/NKL	NKL	4.0 0.8	13.450 23	4.0 12.550	18 18	5.0 3.0	13.250 7	3.5 12.550	20	3.5 12.850	17	23.8	77.150	
22	Julian ALPIGER	2005	Satus Herisau/KTZ Fürstenland	SGTV	4.0 1.4	14.550 20	4.0 12.050	32 32	5.0 3.0	13.083 19	4.0 12.700	16	3.5 12.200	30	24.9	77.033	
23	Alexandre DRESSI	2006	SFG Bellinzona/CC TI	ACTG	4.0 0.3	13.250 25	4.0 12.500	19 19	3.0 5.0	13.117 15	4.0 12.950	11	3.5 12.650	22	23.8	76.867	
24	Beda KOBLER	2005	TV Niederglatt/RLZ ZH	ZTV	4.0 1.4	14.400 21	4.0 12.050	32 32	3.0 5.0	13.117 15	3.5 12.100	29	3.0 12.100	32	23.9	76.117	
25	Brenno DELLA SANTA	2005	Unione Sportiva Ascona/CC TI	ACTG	4.0 0.5	12.550 30	4.0 11.950	36 36	3.0 5.0	12.750 34	4.0 13.100	8	4.0 13.000	12	24.5	76.100	
26	Samuel FURTER	2006	TV Lenzburg/RLZ AG	ATV	4.0 1.4	14.650 19	4.0 12.000	34 34	5.0 3.0	12.450 41	4.0 12.750	15	3.5 12.250	29	24.9	76.100	
27	Timi BÜHLMANN	2006	TV Ebikon/RLZ LU	KV LU-OW-NW	4.0 0.9	13.300 24	4.0 12.500	19 19	5.0 3.0	12.817 31	4.0 13.300	7	3.0 12.050	34	23.9	76.017	
28	Anthony RODRIGUEZ	2005	Gym Serrières/CCE NE	ACNGA	4.0 0.0	12.750 28	4.0 12.850	12 12	3.0 5.0	13.117 15	3.0 11.300	38	3.5 12.700	20	22.5	75.367	
29	Florian WICKER	2005	STV Dietikon/RLZ ZH	ZTV	3.5 0.7	12.400 32	4.0 12.500	19 19	3.0 5.0	12.817 31	3.5 12.300	24	3.5 11.450	43	23.2	73.717	
30	Linus WOLFISBERG	2006	STV Neuenkirch/RLZ LU	KV LU-OW-NW	4.0 0.0	12.100 36	4.0 12.400	27 27	5.0 3.0	13.250 7	4.0 12.500	21	3.5 12.100	32	23.5	73.600	
31	Simeon ECKERT	2005	TV Igis/KTZ GR	TZGR	3.5 0.6	13.200 26	4.0 11.350	44 44	3.0 5.0	12.450 41	4.0 12.500	21	4.0 12.550	24	24.1	73.600	































Résultats Programme 1 - individuel

Rang	Nom	Ann.	Société	Association							Total							
32	Satya DEFFERRARD	 2006	CA Vernier/CRP GE	AGG	4.0 5.0	12.350 23	4.0 0.0	11.900 41	4.0 5.0	12.200 31	3.0 5.0	13.017 21	3.0 5.0	11.950 32	3.0 5.0	12.000 35	22.0	73.417
33	Balz TOBLER	 2006	STV Rain/RLZ LU	KV LU-OW-NW	3.5 3.0	11.650 38	3.0 0.0	12.200 34	4.0 5.0	12.450 24	3.0 5.0	13.117 15	3.0 5.0	11.800 34	3.0 5.0	11.900 37	20.5	73.117
34	Yannick MEYNE	 2005	BTV Basel/NKL	NKL	4.0 0.0	11.800 36	4.0 0.0	11.850 43	4.0 5.0	11.950 36	5.0 3.0	12.850 30	4.0 5.0	12.150 28	4.0 5.0	12.500 25	24.0	73.100
35	Aurel WANNER	 2005	TV Neftenbach/RLZ ZH	ZTV	4.0 0.0	12.050 31	4.0 0.0	10.450 47	4.0 5.0	12.700 15	3.0 5.0	13.183 13	3.5 5.0	11.650 35	4.0 5.0	12.950 14	23.5	72.983
36	Lauro WILLI	 2005	TV Maienfeld/KTZ GR	TZGR	4.0 5.0	12.150 29	3.5 0.0	12.550 30	4.0 5.0	12.450 24	3.0 5.0	12.533 38	4.0 5.0	11.350 37	3.5 5.0	11.900 37	23.0	72.933
37	Robin SCHEIDEGGER	 2005	TV Niederglatt/RLZ ZH	ZTV	4.0 0.1	12.150 29	4.0 0.1	12.750 28	4.0 5.0	11.950 36	3.0 5.0	12.400 43	3.5 5.0	11.400 36	3.5 5.0	11.650 40	23.1	72.300
38	Thimo STRUPLER	 2005	STV Frauenfeld/Turnfabrik	TGTV	4.0 0.0	11.300 41	3.0 0.0	11.900 41	4.0 5.0	12.400 27	3.0 3.0	12.917 27	2.5 5.0	10.650 41	3.0 5.0	12.200 30	20.5	71.367
39	Michel FURRER	 2006	STV Ballwil	KV LU-OW-NW	3.0 0.0	11.250 43	3.0 0.0	11.750 45	4.0 5.0	11.400 43	4.0 3.0	12.317 45	4.0 5.0	12.000 31	3.5 5.0	12.500 25	21.0	71.217
40	Dany LEIMGRUBER	 2006	FSG La Chaux-de-Fonds Anc./CCE NE	ACNGA	4.0 0.0	11.850 34	4.0 0.0	12.150 35	3.5 4.0	11.550 41	3.0 4.0	12.500 39	3.5 4.0	10.150 45	3.5 4.0	11.700 39	22.0	69.900
41	Oliver HARTMANN	 2005	TV Mels/KTZ GR	TZGR	4.0 0.0	11.800 36	3.0 0.0	11.850 43	4.0 5.0	11.950 36	3.0 5.0	13.083 19	3.0 5.0	10.150 45	2.5 5.0	11.050 46	20.5	69.883
42	Luano BRÄNDLE	 2005	STV Frauenfeld/Turnfabrik	TGTV	3.0 0.5	11.150 45	3.5 0.5	11.950 39	4.0 5.0	11.050 47	5.0 3.0	12.683 35	3.5 5.0	11.150 39	3.5 5.0	11.250 44	22.0	69.233
43	Tobias KOHLI	 2005	Yverdon AG	ACVG	4.0 0.0	11.300 41	3.0 0.0	12.050 38	4.0 5.0	12.000 34	4.0 3.0	12.033 47	3.0 5.0	10.250 44	3.0 5.0	11.150 45	20.5	68.783
44	Nikola ACIMOVIC	 2005	Yverdon AG	ACVG	4.0 3.5	11.850 34	3.5 0.0	10.800 46	3.5 5.0	11.500 42	5.0 3.0	12.667 36	2.5 5.0	10.450 42	3.5 5.0	11.500 41	21.0	68.767
45	Fynn LEHR	 2005	STV Frauenfeld/Turnfabrik	TGTV	3.0 0.0	10.400 47	3.0 0.0	12.300 33	4.0 5.0	11.600 40	3.0 3.0	12.600 37	3.0 5.0	10.400 43	3.0 5.0	10.750 47	20.5	68.050
46	Corentin NICOLET	 2005	GASF	FFG	3.5 0.0	10.800 46	3.0 0.0	12.100 36	3.5 4.0	11.300 45	4.0 4.0	12.283 46	2.5 5.0	9.350 48	3.0 5.0	11.950 36	19.0	67.783
47	Tanguy HERCOD	 2006	CA Vernier/CRP GE	AGG	3.0 0.0	10.000 48	3.0 0.0	11.950 39	4.0 5.0	11.200 46	3.0 4.0	11.983 48	3.0 5.0	10.900 40	3.0 5.0	10.650 48	19.5	66.683
48	Titouan FIVAZ	 2005	Montreux	ACVG	3.5 0.0	11.650 38	4.0 0.0	10.300 48	4.0 5.0	10.800 48	3.0 5.0	12.333 44	3.0 5.0	10.100 47	3.0 5.0	11.500 41	21.5	66.683











Résultats Programme 1 - Équipe

Rang	Nom	Ann.	Société	Association							Total
1	ACTG				26.750 1	31.950 1	26.550 2	26.700 2	27.450 1	27.450 1	166.850
	Nicolò SCORNAIENGI		2005 SFG Lugano/CC TI	ACTG	4.0 13.450	4.0 2.1 15.550	4.0 13.300	3.0 5.0 13.300	4.3 14.000	4.3 13.850	26.7 83.450
	Mirco RIVA		2005 SFG Chiasso/CC TI	ACTG	4.0 13.300	4.0 2.5 15.950	4.0 13.250	3.0 5.0 13.400	4.0 13.000	4.0 13.600	26.5 82.500
	Gionata ROSSETTI		2005 SFG Biasca/CC TI	ACTG	4.0 12.700	4.0 2.5 16.000	4.0 13.250	3.0 5.0 12.983	4.0 13.450	4.0 13.450	26.5 81.833
2	KVK SO				26.050 2	31.200 4	26.300 3	26.417 5	26.950 2	27.400 2	164.317
	Silas FRICKER		2005 Biberist aktiv	KVK SO	4.0 13.150	4.0 2.2 15.650	4.0 12.950	5.0 3.0 13.450	4.0 13.600	4.0 13.750	26.2 82.550
	Ian STAUBITZER		2005 STV Inkwil	KVK SO	4.0 12.900	4.0 2.0 15.200	4.0 13.100	5.0 3.0 12.867	4.0 13.350	4.0 13.650	26.0 81.067
	Yanik SULC		2005 Biberist aktiv	KVK SO	4.0 12.250	4.0 2.3 15.550	4.0 13.200	5.0 3.0 12.967	3.5 12.800	4.0 13.250	25.8 80.017
3	KKB				25.650 5	31.250 3	27.050 1	26.750 1	24.800 8	26.650 4	162.150
	Xeno MESSMER		2005 BTV Bern/KTZ BE	KKB	4.0 12.700	4.0 2.2 15.650	4.0 13.350	5.0 3.0 13.217	3.5 12.500	4.0 13.100	25.7 80.517
	Felix WENGERT		2005 BTV Bern/KTZ BE	KKB	4.0 12.350	4.0 2.4 15.600	4.3 13.700	5.0 3.0 12.867	3.5 12.300	4.3 13.550	26.5 80.367
	Toni DE CASTRO AQUINO		2005 BTV Bern/KTZ BE	KKB	4.0 12.950	4.0 1.8 14.800	4.0 13.300	5.0 3.0 13.533	3.5 12.200	4.0 13.100	25.3 79.883
4	ATV				25.750 4	30.800 5	25.400 6	26.650 3	26.850 3	25.900 6	161.350
	Gianluca HARTMANN		2005 TV Lenzburg/RLZ AG	ATV	4.0 13.200	4.0 2.4 15.800	4.0 12.400	5.0 3.0 13.217	4.0 13.500	4.0 12.800	26.4 80.917
	Lukas ULRICH		2005 STV Kleindöttingen/RLZ AG	ATV	4.0 12.550	4.0 2.0 15.000	4.0 12.800	5.0 3.0 13.433	4.0 13.350	3.5 12.950	25.5 80.083
	Paul PEYER		2005 SATUS ORO/RLZ AG	ATV	4.0 12.300	4.0 1.8 15.000	4.0 12.600	5.0 3.0 12.500	3.5 12.100	4.0 12.950	25.3 77.450
5	ZTV				26.000 3	29.800 6	25.450 5	26.567 4	25.100 7	26.750 3	159.667
	Valerio VISINI		2005 STV Wetzikon/RLZ ZH	ZTV	4.0 12.800	4.0 2.3 15.600	4.0 12.750	3.0 5.0 13.200	3.5 12.900	4.3 13.800	26.1 81.050
	Silas DITTMANN		2005 TV Horgen/RLZ ZH	ZTV	4.0 13.200	4.0 1.5 14.200	4.0 12.500	3.0 5.0 13.367	3.5 12.200	3.5 12.450	24.5 77.917
	Aurel WANNER		2005 TV Neftenbach/RLZ ZH	ZTV	4.0 12.050	4.0 0.0 10.450	4.0 12.700	3.0 5.0 13.183	3.5 11.650	4.0 12.950	23.5 72.983
6	SGTV				25.600 6	31.300 2	25.650 4	26.083 9	25.450 5	25.550 8	159.633
	Selim ARNAUT		2005 STV St.Margrethen/KTZ Rheintal	SGTV	4.0 12.950	4.0 2.2 15.700	4.0 12.650	3.0 5.0 12.783	4.0 12.850	4.0 12.850	26.2 79.783
	Tristan ECK		2005 KTZ Rheintal	SGTV	4.0 12.650	4.0 2.4 15.600	4.0 13.000	3.0 5.0 13.150	3.5 11.900	3.5 12.450	25.4 78.750
	Timon ERB		2006 STV Wil/KTZ Fürstenland	SGTV	4.0 12.550	4.0 1.7 14.900	4.0 12.450	5.0 3.0 12.933	3.5 12.600	3.5 12.700	24.7 78.133

Résultats Programme 1 - Équipe

Rang	Nom	Ann.	Société	Association							Total
7	NKL				24.900 ⁹	28.950 ⁷	25.050 ⁹	26.267 ⁸	25.150 ⁶	25.850 ⁷	156.167
	Finn RICKENBACHER		2005 TV Seltisberg/NKL	NKL	4.0 12.400	4.0 2.3 15.500	4.0 12.500	5.0 3.0 13.017	4.0 12.600	4.0 13.000	26.3 79.017
	Justin KUHNI		2005 TV Nunningen/NKL	NKL	4.0 12.500	4.0 0.8 13.450	4.0 12.550	5.0 3.0 13.250	3.5 12.550	3.5 12.850	23.8 77.150
	Yannick MEYNE		2005 BTV Basel/NKL	NKL	4.0 11.800	4.0 0.0 11.850	4.0 11.950	5.0 3.0 12.850	4.0 12.150	4.0 12.500	24.0 73.100
8	ACNGA				25.450 ⁷	25.800 ⁹	25.250 ⁷	26.350 ⁷	24.400 ¹⁰	26.000 ⁵	153.250
	Timothy BÄRTSCHI		2005 Gym Serrières/CCE NE	ACNGA	4.0 12.800	4.0 0.3 13.050	4.0 12.400	3.0 5.0 13.233	4.0 13.100	4.0 13.300	24.3 77.883
	Anthony RODRIGUEZ		2005 Gym Serrières/CCE NE	ACNGA	4.0 12.650	4.0 0.0 12.750	4.0 12.850	3.0 5.0 13.117	3.0 11.300	3.5 12.700	22.5 75.367
	Dany LEIMGRUBER		2006 FSG La Chaux-de-Fonds Anc./CCE NE	ACNGA	4.0 11.850	4.0 0.0 12.150	3.5 11.550	3.0 4.0 12.500	3.5 10.150	3.5 11.700	22.0 69.900
9	AGG				25.150 ⁸	27.150 ⁸	25.200 ⁸	26.034 ¹⁰	24.550 ⁹	24.650 ⁹	152.734
	Gaël LA GRECA		2005 EGA Genève/CRP GE	AGG	4.0 12.800	4.0 2.0 15.200	4.0 13.000	5.0 3.0 13.017	3.5 12.600	3.5 12.650	25.0 79.267
	Satya DEFFERRARD		2006 CA Vernier/CRP GE	AGG	4.0 12.350	4.0 0.0 11.900	4.0 12.200	3.0 5.0 13.017	3.0 11.950	3.0 12.000	22.0 73.417
	Tanguy HERCOD		2006 CA Vernier/CRP GE	AGG	3.0 10.000	3.0 0.0 11.950	4.0 11.200	3.0 4.0 11.983	3.0 10.900	3.0 10.650	19.5 66.683
10	KV LU-OW-NW				23.700 ¹¹	25.500 ¹¹	24.950 ¹⁰	26.367 ⁶	25.800 ⁴	24.150 ¹¹	150.467
	Timi BÜHLMANN		2006 TV Ebikon/RLZ LU	KV LU-OW-NW	4.0 12.050	4.0 0.9 13.300	4.0 12.500	5.0 3.0 12.817	4.0 13.300	3.0 12.050	23.9 76.017
	Linus WOLFISBERG		2006 STV Neuenkirch/RLZ LU	KV LU-OW-NW	4.0 11.250	4.0 0.0 12.100	4.0 12.400	5.0 3.0 13.250	4.0 12.500	3.5 12.100	23.5 73.600
	Balz TOBLER		2006 STV Rain/RLZ LU	KV LU-OW-NW	3.5 11.650	3.0 0.0 12.200	4.0 12.450	5.0 3.0 13.117	3.0 11.800	3.0 11.900	20.5 73.117
11	TZGR				23.950 ¹⁰	25.750 ¹⁰	24.400 ¹¹	25.616 ¹¹	23.850 ¹¹	24.450 ¹⁰	148.016
	Simeon ECKERT		2005 TV Igis/KTZ GR	TZGR	3.5 11.550	4.0 0.6 13.200	4.0 11.350	3.0 5.0 12.450	4.0 12.500	4.0 12.550	24.1 73.600
	Lauro WILLI		2005 TV Maienfeld/KTZ GR	TZGR	4.0 12.150	3.5 0.0 12.550	4.0 12.450	3.0 5.0 12.533	4.0 11.350	3.5 11.900	23.0 72.933
	Oliver HARTMANN		2005 TV Mels/KTZ GR	TZGR	4.0 11.800	3.0 0.0 11.850	4.0 11.950	3.0 5.0 13.083	3.0 10.150	2.5 11.050	20.5 69.883
12	TGTV				22.450 ¹³	24.250 ¹²	24.000 ¹²	25.600 ¹²	21.800 ¹²	23.450 ¹²	141.550
	Thimo STRUPLER		2005 STV Frauenfeld/Turnfabrik	TGTV	4.0 11.300	3.0 0.0 11.900	4.0 12.400	5.0 3.0 12.917	2.5 10.650	3.0 12.200	20.5 71.367
	Luano BRÄNDLE		2005 STV Frauenfeld/Turnfabrik	TGTV	3.0 11.150	3.5 0.5 11.950	4.0 11.050	5.0 3.0 12.683	3.5 11.150	3.5 11.250	22.0 69.233
	Fynn LEHR		2005 STV Frauenfeld/Turnfabrik	TGTV	3.5 10.400	3.0 0.0 12.300	4.0 11.600	5.0 3.0 12.600	3.0 10.400	3.0 10.750	20.5 68.050

Résultats Programme 1 - Équipe

Rang	Nom	Ann.	Société	Association							Total		
13	ACVG				23.500 ¹²	22.850 ¹³	23.500 ¹³	25.000 ¹³	20.700 ¹³	23.000 ¹³	138.550		
	Tobias KOHLI		2005 Yverdon AG	ACVG	4.0 11.300 ^{3.0} 12.050	4.0 12.000	4.0 12.033 ^{3.0} 12.033	3.0 10.250	3.0 11.150 ^{3.0} 11.150	20.5	68.783		
	Nikola ACIMOVIC		2005 Yverdon AG	ACVG	4.0 11.850	3.5 ^{3.5} 10.800	3.5 11.500	5.0 ^{5.0} 12.667	2.5 10.450	3.5 11.500	21.0	68.767	
	Titouan FIVAZ		2005 Montreux	ACVG	3.5 11.650	4.0 ^{4.0} 10.300 10.300	4.0 10.800 ^{3.0} 10.800	3.0 ^{3.0} 12.333	3.0 10.100 ^{5.0} 10.100	3.0 11.500	21.5	66.683	